

# RIPPLESTONE 3.5 - SUMMARY

## OVERVIEW

With version 3.5, Ripplestone has added many new features and has increased the performance with more database caching. Below are the details of what is new in the version. This includes version 3.5.1, 3.5.2 and 3.5.3

We will continually strive to look for ways to make Ripplestone the easiest tool for managing Crystal Reports and Microsoft Office Documents.

## HOME PAGE

### FIXED FOLDER TREE BUG (3.5.1.3)

There was a bug where some folders and reports would not be displayed for some users.

### FIXED A PROBLEM WHEN THE USER CLICKS THE BACK BUTTON (3.5.2.2)

If a user is viewing a report and then clicks the web browser back button, the current report's parameter page would be display again. With this fixed the user can click the back button and then run a different report.

## SCHEDULER CHANGES

### UPDATED THE SEARCH (3.5.1.3)

The search function has been updated to remember the last search when you return from the Schedule History or Edit Schedule page. The page does a better job of remembering the last search, the sort order and the rows per page.

Search   ✖ Rows per Page:  ▼

Job Description	Folder	Report	Active	Interval	Next Run					
BBD Todays Sales	Sales	NOP_TodaysOrders.rpt	<input checked="" type="checkbox"/>	Hourly	1/7/2015 6:02:00 PM					
Daily Sales Watch	Sales	NOP_TodaysOrders.rpt	<input checked="" type="checkbox"/>	Quarterly	4/1/2015 5:30:00 PM					
Hourly Sales	Sales	NOP_TodaysOrders.rpt	<input type="checkbox"/>	Hourly	not scheduled					
January Sales	Sales	NOP_OrdersByRange.rpt	<input checked="" type="checkbox"/>	Daily	1/8/2015 4:21:00 PM					
Weekly Sales Report	Sales	NOP_TodaysOrders.rpt	<input type="checkbox"/>	Weekly	not scheduled					
Yesterday Sales Alert High Sales	Old Site	TS_Store_YesterdaysSales.rpt	<input type="checkbox"/>	Inactive	not scheduled					
Yesterday Sales Alert Low Sales	Old Site	TS_Store_YesterdaysSales.rpt	<input type="checkbox"/>	Inactive	not scheduled					
Yesterdays Sales	Sales	NOP_YesterdaysOrders.rpt	<input type="checkbox"/>	Hourly	not scheduled					

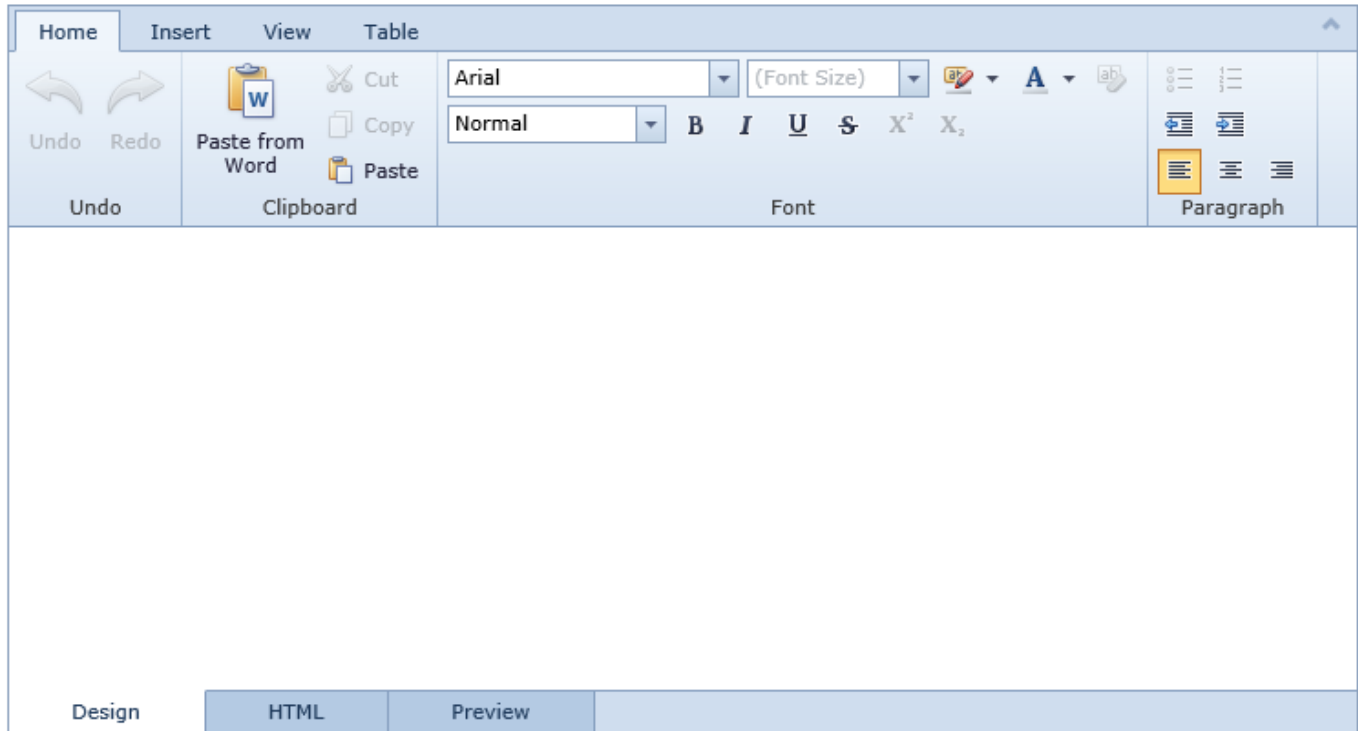
### UPDATED THE EDIT SCHEDULE PAGE TO DISPLAY THE REPORT PARAMETERS BETTER (3.5.1.2)

The code has been updated to display un-used parameters better in the edit schedule page. This helps when saving the schedule. This then matches the parameter page displayed when running the report from the home page.

---

## ADDED A RICH TEXT EDITOR FOR THE EMAIL MESSAGE (3.5.1.1)

The email message can now be rich text and not just plain text.



---

## ADDED AN UN-SUBSCRIBE LINK TO THE EMAIL (3.5.1.1)

There is a new option to add a unsubscribe link to the email sent by the scheduler. Selecting this option will add a hyperlink to the email allowing the recipient to click on the link and unsubscribe from getting this email.

Add Unsubscribe Link



```
<a href='http://www.ripplestonedemo.net/Unsubscribe.aspx?JobID=56&Email=<EmailAddress>'>Unsubscribe</a>
```

---

## ADDED A RUN REPORT LINK TO THE EMAIL (3.5.1.1)

There is a new option to add a run report link to the email sent by the scheduler. Selecting this option will add a hyperlink to the email allowing the recipient to click on the link and run the report using RS Express.

Add Run Report Link



```
<a href='http://www.ripplestonedemo.net/CRViewer.aspx?DocID=114&User=administrator'>Run Report</a>
```

---

### ADDED AN EDIT SCHEDULE LINK TO THE EMAIL (3.5.1.1)

There is a new option to add an edit schedule link to the email sent by the scheduler. Selecting this option will add a hyperlink to the email allowing the recipient to click on the link and be taken to the edit schedule page for this job. This will only work if the user is a member of a scheduler, Administration or Super User role.

Add Edit Schedule Link



```
<a href='http://www.ripplestonedemo.net/EditSchedule.aspx?JobID=56'>Edit Schedule</a>
```

---

### ADDED SFTP AS AN OPTION FOR THE FTP SECTION (3.5.2.2)

This version of Ripplestone is using a new FTP library that allows for Secure FTP.

FTP Type

Standard

SFTP

---

### ADDED NEW VIEWS TO THE SCHEDULER (3.5.1.3)













This release has three new views to display:

- Job Queue
- Failed Jobs
- Last 50 Run Jobs

#### Scheduled Documents

[Add New Scheduled Document](#)

Search   ✘ Views Job Queue  
Failed Jobs  
Last Jobs Run  Rows per Page  ▼

Job Description	Folder	Report	Active	Interval	Next Run	
Accounts External Params	Sample Reports	Record Selection2.rpt	<input type="checkbox"/>	Hourly	not scheduled	   
Alert Test	Test Reports	TicketWorksCustomersByCity.rpt	<input checked="" type="checkbox"/>	Daily	3/20/2015 3:49:00 PM	   
BBD Todays Sales	Sales	NOP_TodaysOrders.rpt	<input checked="" type="checkbox"/>	Hourly	3/19/2015 6:02:00 PM	   

---

### FIXED A PROBLEM WHERE THE PARAMETERS WERE NOT DISPLAYED CORRECTLY (3.5.1.2)

On some reports the parameters were not displayed correctly and would display parameters that are not used in the report. Now only parameters that need to have values stored for the report are displayed in the Edit Schedule page.

## ROLES


### CHANGED THE METHOD TO ASSIGN ROLES AND USERS TO ADMINISTRATORS (3.5.3.1)

When a Super User is creating an Administrator, the method to assign the Roles and Users that the Administrator can control has changed.

#### Edit Role for Sales


General	Folder Security	Users	Assigned User and Roles
---------	-----------------	-------	-------------------------

 **Manage Assigned Roles:**

<b>Available Roles:</b> Administrator Sales The Mountain School	<input type="button" value="Add &gt;&gt;"/> <input type="button" value="&lt;&lt; Remove"/> <input type="button" value="Add All &gt;&gt;"/> <input type="button" value="&lt;&lt; Remove All"/>	<b>Assigned Roles:</b> Bird Brain Designs Jillions of Buttons
--	--	---

 **Manage Assigned Users:**

<b>Available Users:</b> Accounting Bren Jeff TMSUser	<input type="button" value="Add &gt;&gt;"/> <input type="button" value="&lt;&lt; Remove"/> <input type="button" value="Add All &gt;&gt;"/> <input type="button" value="&lt;&lt; Remove All"/>	<b>Assigned Users:</b> Jill Robin
--	--	---

<input type="button" value="Save"/>	<input type="button" value="Cancel"/>
-------------------------------------	---------------------------------------

## SCHEDULED GROUPS

### CHANGED THE EMAIL TO ATTACH ALL ATTACHMENTS TO THE EMAIL (3.5.3.1)




Made code correction for bug when report attachments were not attached to the initial email, but then would individually send the emails with one attachment per email.

### ADDED NEW FIELD – ENCRYPTED USER NAME (3.5.1.3)

Added a new field called Encrypted User Name. This field has an encrypted version of the user name and is used by the RS Express feature. RS Express can use the User Name with the Row Level Security feature to filter the report to show data for the entered user. Without the encrypted user name, users could enter other users into the query string to see their data. With the user name encrypted, the users cannot enter the plain text user name. This option is set in the System Setup and Configuration page.

Below is the Edit User page with the new encrypted user name field. This field is read only and is generated when a new user is added or when a user name is changed.

#### Edit User: alabama

General	User Options	User ID Tokens	Roles	User Security	Usage
 Use Minimal Home Page:	<input type="text" value="Use Global Setting"/> ▼				
 Display Favorites as Home Page:	<input type="text" value="Use Global Setting"/> ▼				
 Encrypted User Name:	<input "="" type="text" value="zAqCLf+bQTg="/>				

### FIXED ISSUE WITH ORPHAN RECORDS IN THE USER SECURITY TABLES (3.5.2.2)

There was an issue where the UserFolderSecurity table and the UserDocumentSecurity table could have orphan records and this would cause an error when editing the user's record.

CHANGED THE SQL TO ALLOW MORE THAN ONE USER ID TOKEN (3.5.2.3)

The Pick List SQL can now have more than one UserID token. The edit page also adds new text fields to allow for testing of the User ID tokens.

**Edit Dynamic Pick List**

Folder	Sample Reports
Report	DynamicPickListEmployeePhoneList.rpt
Parameter Name	State
Database Connection	GetListOfStates
Pick List SQL	<pre>SELECT DISTINCT State AS ValueColumn, State As DescriptionColumn FROM employees WHERE EmpState = @UserID2 AND SalesID = @UserID3</pre>
Test Pick List	Use Link at Left to Test List
Test UserID	<input type="text"/>
Test UserID 2	<input type="text"/>
Test UserID 3	<input type="text"/>
Test UserID 4	<input type="text"/>
Test UserID 5	<input type="text"/>

OK Cancel

## RS EXPRESS

### ADDED NEW OPTION FOR RS EXPRESS (3.5.1.3)

Added a new option for RS Express that uses an encrypted version of the user name field. RS Express can use the User Name with the Row Level Security feature to filter the report to show data for the entered user. Without the encrypted user name, users could enter other users into the query string to see their data. With the user name encrypted, the users cannot enter the plain text user name.

- [RS Express - Active](#)
- [RS Express - Require Unique Key](#)
- [RS Express - Use Encrypted User Name](#)

## BUG FIXES

### FIXED A ISSUE WITH OUTPUTTING TO EXCEL, (3.5.2.2)

When the user would select an output type other than pdf, you would get an error. This has been fixed and you can select Pdf, Csv, Excel or Rich Text

